









Reference G = Group H = Hedge	Age & Species	Height (m)	Crown Ht (m)	Diameter (cm)	Crown Spread (m)		Scaled Tree Diagram (m)	Notes	Recommendations		Vigour		NHBC Water Demand
					W	E			Priority	Inspect Freq (yrs)	Physiological Condition		Life Expectancy (yrs)
											Structural Condition	Soil Influence Category	
T1	Young Cherry Prunus sp.	2.5	1	6	1	1		Position: 6.5m from the property. Form: Multi-stemmed at 0.5m with a balanced crown. History: No evidence of significant pruning. Defects: No significant defects.	No action required.	Moderate Good Fair	Moderate 40+	L	
													n/a
T2	Young Fir Abies sp.	3	0	7	1	1		Position: 5m from the property. Form: Single stemmed and vertical with a narrow, upright habit. History: No evidence of significant pruning. Defects: No significant defects.	No action required.	Moderate Good Good	- 40+	L	
													n/a
T3	Early-Mature Ash Fraxinus excelsior.	18	4	37	6	6		Position: 1.5m from the garage, situated on third party land . Form: Single stemmed with a slight lean and a well-formed crown. History: No evidence of significant pruning. Defects: No significant defects. Other: Ivy prevented detailed inspection.	Remove ivy and inspect stem for defects.	High Fair Fair	Moderate 40+	S	
													Moderate
H4	Young Hawthorn And Elder Crataegus and sambucus.	4	1	av 4	1.5	1.5		Position: 2m from the property. Form: Young hedge. History: Occasionally managed. Defects: No significant defects.	Maintain as a hedge at 2m.	High Good Good	- 40+	F	
													Moderate
T5	Semi-Mature Cherry Prunus sp.	6	2	25	3.5	3.5		Position: Distance to property, 0.8m. Form: Multi-stemmed at 2m with a balanced crown. History: No evidence of significant pruning. Defects: No significant defects. Other: Inappropriately close to the house.	Remove.	High Good Good	Moderate 20-40	M	
													High
T6	Semi-Mature Silver Birch Betula pendula.	17	5	35	3	3		Position: Distance to property, 4.9m. Form: Single stemmed and vertical with a well-formed crown. History: No evidence of significant pruning. Defects: No significant defects.	No action required.	High Good Good	Low 40+	L	
													n/a
T7	Semi-Mature Ash Fraxinus excelsior.	8	3	22	4	2		Position: Distance to property, 12m, situated on third party land. Form: Twin-stemmed at 6m with an unbalanced crown. History: No evidence of significant pruning. Defects: No significant defects.	No action required.	Moderate Good Good	Moderate 40+	L	
													n/a

Reference G = Group H = Hedge	Age & Species	Height (m)	Crown Ht (m)	Diameter (cm)	Crown Spread (m) N W E S	Scaled Tree Diagram (m)	Notes	Recommendations		Vigour	NHBC Water Demand
								Priority	Inspect Freq (yrs)	Physiological Condition	Life Expectancy (yrs)
										Structural Condition	Soil Influence Category
T8	Early-Mature Ash Fraxinus excelsior.	11	5	38	5 5 5		Position: Distance to property, 19m, situated on third party land. Form: Single stemmed and vertical with a balanced crown. History: No evidence of significant pruning. Defects: No significant defects. Other: Ivy prevented detailed inspection.	Remove ivy and inspect stem for defects.	1	Moderate Good Good	Moderate 40+ L